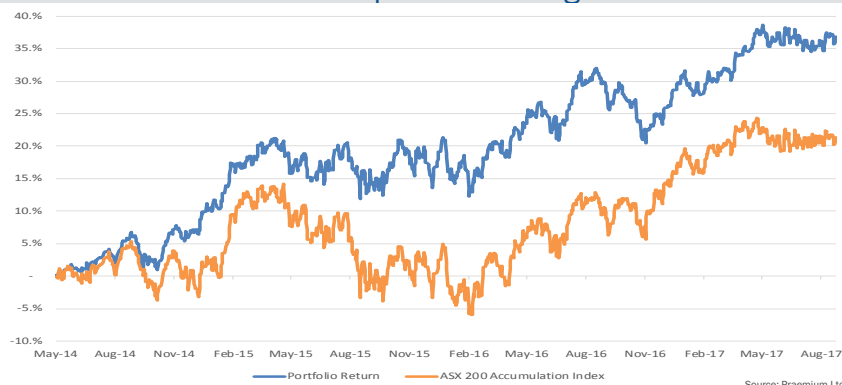


Key facts

Inception date: 11 March 2014
Investment minimum: \$25,000
Investment time horizon: 5-7 years
Management fee: 0.66%
Maximum holding limit: 10%
Number of stocks: 22-35
Dividend yield: 5.54%*

* Gross yield inc franking for the previous 12 months

Cumulative return from inception to 31 August 2017



Portfolio objective

The portfolio seeks to generate steady and predictable growth in dividends over the longer term by investing in Australian listed equities. The portfolio aims to do so with lower volatility and greater downside protection relative to the S&P/ASX 200 Accumulation Index benchmark.

Total return as at 31 August 2017

	FY15	FY16	FY17	FY18	Inception (Annualised)
Portfolio performance	13.62%	7.66%	10.49%	0.28%	9.91%
ASX 200 Accum. Index	5.68%	0.56%	14.09%	0.70%	6.01%
Relative performance	7.94%	7.10%	-3.60%	-0.42%	3.90%

Figures shown are before fees and inclusive of franking credits

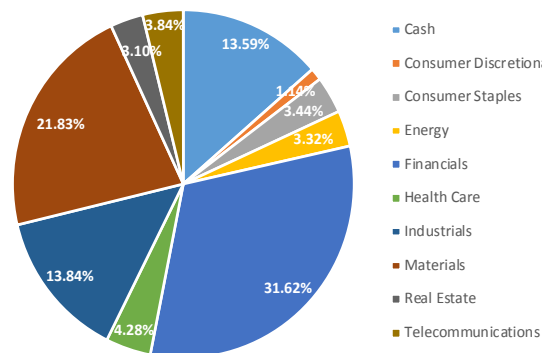
Source: Praemium Ltd

Risk metrics

	Portfolio metrics	ASX 200 Acc. Index
Risk adjusted return	0.62	0.32
Annualised volatility	8.86%	12.45%
Beta	0.67	1.00
Correlation	0.89	1.00
Max drawdown	-9.61%	-17.75%

Source: Bloomberg

Portfolio sector exposure



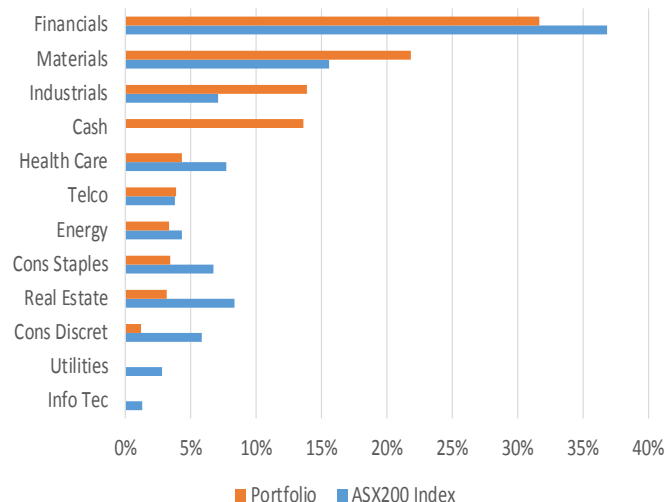
Source: IRESS Ltd

Top 5 holdings

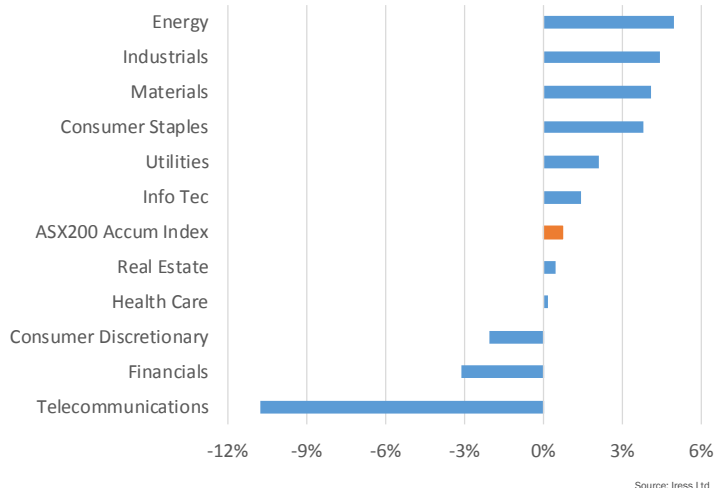
Stock	Weight
AMP	5.36%
ANZ	5.10%
NAB	4.48%
BHP	4.29%
MQG	3.85%

Source: Praemium Ltd

Sector relative weights (%) 31 August 2017



Sector total return (%) month of August 2017



Source: Iress Ltd

Contact Us

T: +61 3 8688 9109

E: invest@canaccord.com.au

W: canaccordwealth.com.au

The information contained in this report has been compiled by Canaccord Genuity Australia Limited AFSL 234666 ('CGAL') from sources believed to be reliable, but no representation or warranty, expressed or implied, is made by the author or Canaccord, its affiliates or any other person as to its accuracy, completeness or correctness. All estimates, opinions and other information contained in this presentation constitute the authors' judgment as of the date of this presentation, are subject to change without notice and are provided in good faith but without legal responsibility or liability. Past performance is not an indication of future performance.

CGAL and its affiliates may have an investment banking or other relationship with the companies that are the subject of this report and may trade in any of the securities mentioned here in either for their own account or the accounts of their customers. Accordingly, CGAL or their affiliates may at any time have a long or short position in any such securities, related securities or in options, futures or other derivative instruments based thereon.

This report is provided for informational purposes only and does not constitute an offer or solicitation to buy or sell any securities discussed herein in any jurisdiction where such offer or solicitation would be prohibited. This report is not, and under no circumstances should be construed as, a solicitation to act as a securities broker or dealer in any jurisdiction by any person or company that is not legally permitted to carry on the business of a securities broker or dealer in that jurisdiction. This material contains general advice only and is only for general circulation to financial advisors and their clients. It does not have regard to the investment objectives, financial situation or particular needs of any particular person. Investors should obtain advice based on their own individual circumstances before making a decision to invest in any of the SMA products described in this presentation. Past performance is not indicative of future performance.

Canaccord Genuity Australia Limited AFSL 234666 manages the Australian Equities Income Portfolio. The Portfolio is offered under Separately Managed Accounts [ARSN 114 818 530 (SMA)], a registered managed investment scheme operated by Praemium Limited, as responsible entity. Praemium Ltd has issued the Canaccord Alpha Portfolio Service Product Disclosure Statement dated 1 July 2016 (PDS). Before investing you need to seek advice of an appropriately licensed advisor and read the Canaccord Alpha Portfolio Service PDS carefully.

To the fullest extent permitted by law, neither CGAL, its affiliates nor any other person accepts any liability whatsoever for any direct or consequential loss arising from any use of the information contained in this report.

Canaccord Genuity Wealth Management is a division of Canaccord Genuity (Australia) Limited ABN 19 075 071 466 © Canaccord Genuity Australia Limited 2016.