

Australian Equities Income Portfolio

As at 31 July 2018

Key Facts

Inception date	9 May 14
Investment minimum	\$25,000
Investment time horizon	5+ years
Management fee	0.60%
Maximum holding limit	10%
Number of stocks	20 - 40
Dividend yield	5.62%*

*Gross yield inc franking for the previous 12 months

Portfolio Objective

The portfolio seeks to generate steady and predictable growth in dividends over the longer term by investing in Australian listed equities. The portfolio aims to do so with lower volatility and greater downside protection relative to the S&P/ASX 200 Accumulation Index benchmark.

Throughout July, our focus was to build our position in strong businesses with favourable economics and/or are trading at attractive valuations. Similarly, we have also reduced/exited our positions in several companies with significant re-ratings in their share prices.

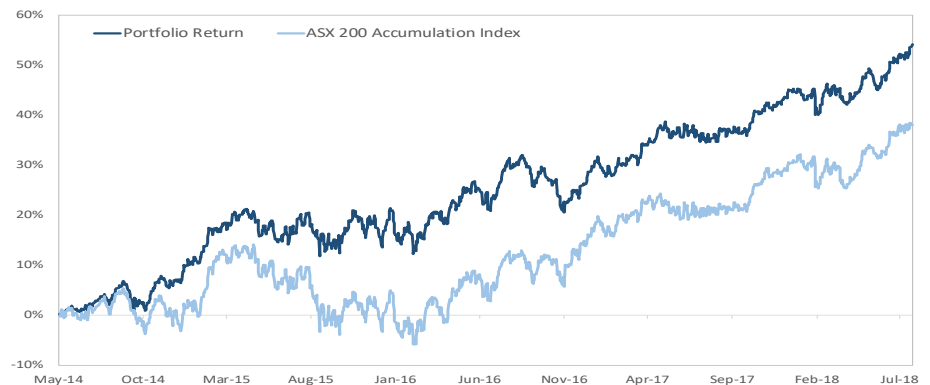
Monthly Commentary

Equity markets continued to exhibit extraordinary resilience in July, with the Australian market delivering a strong start to the new financial year. Overall, economic conditions remain supportive to company earnings, with the US economy expanding at a 4.1% annual rate in the second quarter, the best three-month increase since 2014. The growing myriad of geo-political issues ranging from Brexit, energy supply concerns in the Middle East, or the potentially damaging trade dispute between the US and China is seemingly having little impact on equity markets.

The Australian Equities Income Portfolio finished the month of July up 2.00% compared to the ASX 200 Accumulation Index which was up 1.39%. Positive attribution for the Australian Equities Income Portfolio was driven by Brambles (BXB), Cleanaway Waste Management (CWY) and Washington H. Soul Pattinson (SOL). Whereas, Insurance Australia Group (IAG), Woolworths (WOW), and Adelaide Brighton (ABC) weighed negatively on the portfolio's attribution.

With equity markets at or close to decade highs, the discovery of untapped value is proving to be challenging. Nevertheless, in July we were favourably disposed to increase our weightings in BHP (sale of onshore US assets), Brambles (value proposition) and Caltex (long term strategic agreement with Woolworths on convenience retail and fuel supply). The portfolio continues to be underpinned by a cash weighting of c. 16%, providing a level of fortification if equity markets eventually tilt downwards and an invaluable source of liquidity.

Cumulative Return From Inception (%)



Source: Praemium Ltd

Total Return (%)

	FY15	FY16	FY17	FY18	FY19	Inception*
Portfolio Performance	13.62%	7.66%	10.49%	10.77%	2.00%	10.76%
ASX 200 Accumulation	5.68%	0.55%	14.09%	13.01%	1.39%	7.92%
Relative Performance	7.94%	7.11%	-3.60%	-2.24%	0.61%	2.84%

Source: Praemium Ltd. Figures shown are before fees and inclusive of franking credits. *Annualised.

Top 5 Holdings (%)

Stock	Weight
BHP	6.98%
WES	6.49%
WOW	5.64%
BXB	5.45%
NAB	5.08%

Source: Praemium Ltd.

Risk Metrics

	Portfolio Metrics	ASX 200 Accum.
Risk adjusted return	0.97	0.52
Annualised volatility	9.65%	13.03%
Beta	0.70	1.00
Correlation	0.90	1.00
Max drawdown	-8.74%	-17.57%

Source: Bloomberg

Portfolio Sector Exposure (%)

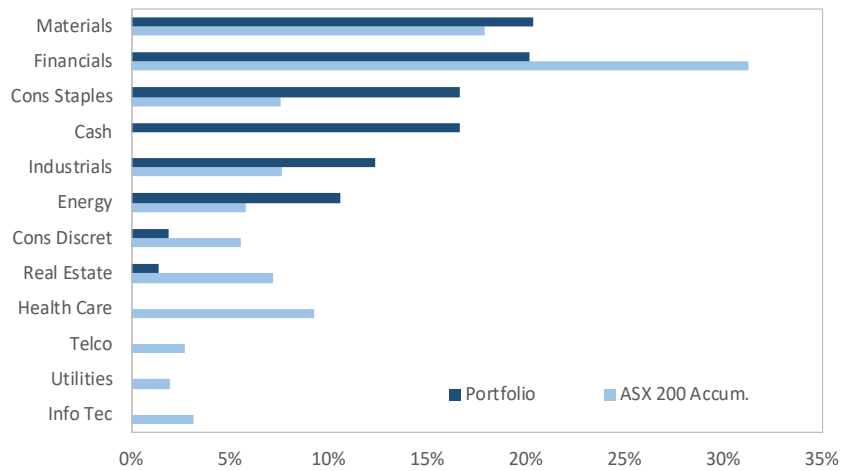


Cash	16.60
Consumer Discretionary	1.92
Consumer Staples	16.64
Energy	10.59
Financials	20.20
Industrials	12.33
Materials	20.34
Real Estate	1.38

Source: IRESS Ltd

The portfolio outperformed the ASX 200 notwithstanding elevated levels of cash allocation, demonstrating a vigilant investment philosophy and portfolio construction process.

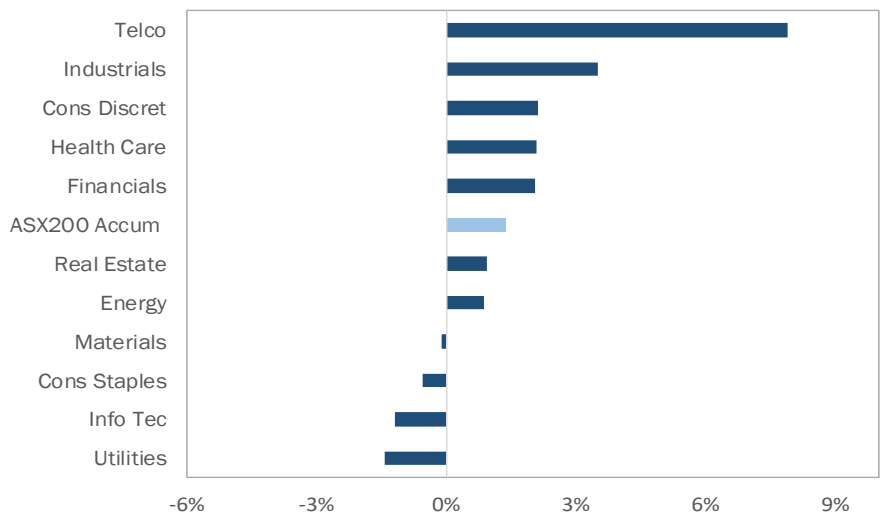
Sector Relative Weights (%) Month of July 2018



Source: IRESS Ltd

The Australian market was supported by share price recovery in Telstra and favourable operating results in the Industrials sector. In contrast, the competition regulator's crackdown on AGL Energy and widespread technology sell-off has weighted negatively on the Australian equity benchmark.

Sector Total Return (%) Month of July 2018



Source: IRESS Ltd

Contact

Australia	Stephen Jones Executive Director stephen.jones@canaccord.com.au +613 8688 9115
Canada	
China	Phoebe Heung Wealth Management Executive phoebe.heung@canaccord.com.au +613 8688 9109
France	
Germany	
Guernsey	Shaun Ler Research Analyst shaun.ler@canaccord.com.au +613 8688 9150
Ireland	
Isle of Man	Or contact your adviser invest@canaccord.com.au +613 8688 9100
Jersey	
Singapore	
Switzerland	
United Kingdom	
United States	

The information contained in this material has been compiled by Canaccord Genuity (Australia) Limited AFSL 234666 ('CGAL') from sources believed to be reliable, but no representation or warranty, expressed or implied, is made by the author or Canaccord, its affiliates or any other person as to its accuracy, completeness or correctness. All estimates, opinions and other information contained in this presentation constitute the authors' judgment as of the date of this presentation, are subject to change without notice and are provided in good faith but without legal responsibility or liability. To the fullest extent permitted by law, neither CGAL, its affiliates nor any other person accepts any liability whatsoever for any direct or consequential loss arising from any use of the information contained in this material. Past performance is not indicative of future performance. This material is provided for informational purposes only and does not constitute an offer or solicitation to buy or sell any financial products discussed herein in any jurisdiction where such offer or solicitation would be prohibited. This material is not, and under no circumstances should be construed as, a solicitation to act as a securities broker or dealer in any jurisdiction by any person or company that is not legally permitted to carry on the business of a securities broker or dealer in that jurisdiction. This material contains general advice only and is only for general circulation to financial advisors and their clients. It does not have regard to the investment objectives, financial situation or particular needs of any particular person. Investors should obtain advice based on their own individual circumstances before making a decision to invest in any of the financial products. Before investing you need to seek advice of an appropriately licensed advisor and read the relevant PDS carefully. CGAL is not a registered tax (financial) adviser under the Tax Agent Services Act (2009) and therefore you should consult your registered tax agent for tax related advice. Canaccord Genuity Wealth Management is a division of Canaccord Genuity (Australia) Limited ABN 19 075 071 466 © Canaccord Genuity (Australia) Limited 2018.